

gl-gG, aM Cylindrical Fuse-Links

Domestic and industrial cylindrical fuse-links

Mersen gl-gG and aM fuse-links cover a wide range of physical sizes and ampere ratings for 400, 500, and 690 volts AC. gl-gG and aM fuse-links are for industrial applications. Most ratings are available with an optional indicator. All industrial fuse-links have the option of a built-in striker. All cylindrical fuse-links have ceramic bodies and silver-plated ferrules.

gl-gG

Full Range Protection

- 4 physical sizes from 8 x 31mm to 22 x 58 mm
- 400, 500 and 690 Volt ratings - 0.5A through 125A
- Most ratings available with indicator
- Meet IEC, NFC and UNE standards
- Approved by Lloyds Register of Shipping and Bureau Veritas

aM

Short Circuit Protection

- 4 physical sizes from 8 x 31mm to 22 x 58mm
- 400, 500 and 690 Volt ratings - 16A through 125A
- Most ratings available with indicator
- Meet IEC, NFC and UNE standards
- Approved by Lloyds Register of Shipping and Bureau Veritas

gl-gG

Full Range Protection Fuse-links with Striker

- 2 sizes - 14 x 51mm and 22 x 58mm
- 400, 500 and 690 Volt ratings - 4A through 125A
- All ratings include striker
- Meet IEC, NFC and UNE standards
- Approved by Lloyds Register of Shipping and Bureau Veritas

aM

Short Circuit Protection Fuse-links with Striker


- 2 sizes - 14 x 51mm and 22 x 58mm
- 400, 500 and 690 Volt ratings - 2A through 125A
- All ratings include striker
- Meet IEC, NFC and UNE standards
- Approved by Lloyds Register of Shipping and Bureau Veritas



gl-gG Cylindrical Fuse-Links

Catalog Numbers, Ratings – gl-gG (Optional Blown-Fuse Indicator)

Size (mm x mm)	Rated In Current (A)	Rated Voltage	Catalog Number		Interrupting Rating (A)	Standard Pack/Ctn
			w/o Indicator	w Indicator		
8x31	0.5	400V	15009-G		20,000	10/100
	1		15011-G			
	2		15013-G	15213-G		
	4		15019-G	15219-G		
	6		15023-G	15223-G		
	8		15027-G	15227-G		
	10		15031-G	15231-G		
	12		15033-G	15233-G		
	16		15035-G	15235-G		
	20		15037-G	15237-G		
	25		15039-G	15239-G		
10x38	0.5	500V	16009-G		120,000	10/100
	1		16011-G			
	2		16013-G	16213-G		
	4		16019-G	16219-G		
	6		16023-G	16223-G		
	8		16027-G	16227-G		
	10		16031-G	16231-G		
	12		16033-G	16233-G		
	16		16035-G	16235-G		
	20		16037-G	16237-G		
	25		16039-G	16239-G		
32	400V	16043-G	16243-G			
14x51	1	690V	17011-G		80,000	10/50
	2		17013-G			
	4		17019-G			
	6		17023-G			
	8		17027-G			
	10		17031-G			
	12		17033-G			
	16		17035-G			
	20		17037-G			
	25		17039-G			
	32		500V	17043-G		
40		17047-G				
50	400V	17051-G				
22x58	2	690V	18013-G		80,000	10/50
	4		18019-G			
	6		18023-G			
	8		18027-G			
	10		18031-G			
	12		18033-G			
	16		18035-G			
	20		18037-G			
	25		18039-G			
	32		18043-G			
	40		18047-G			
	50		18051-G			
	63		18055-G			
	80		18059-G			
100	500V	18063-G		120,000		
125	400V	18065-G				



15037-G



16037-G



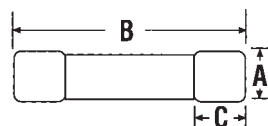
17039-G



18059-G

Dimensions (mm)

Fuse Size	A	B	C
8 x 31	8.5	31.5	6.3
10 x 38	10.3	38	10.5
14 x 51	14.3	51	13.8
22 x 58	22.2	58	16.2



gl-gG Cylindrical Fuse-Links

Catalog Numbers, Ratings – gl-gG with Striker

Size (mm x mm)	Rated In Current (A)	Rated Voltage	Catalog Number	Interrupting Rating (A)	Standard Pack/Ctn
14x51	2	500V	17413-G	120,000	10/50
	4		17419-G		
	6		17423-G		
	8		17427-G		
	10		17431-G		
	12		17433-G		
	16		17435-G		
	20		17437-G		
	25		17439-G		
	32		17443-G		
	40	17447-G			
50	400V	17451-G			
22x58	4	690V	18419-G	80,000	10x50
	6		18423-G		
	8		18427-G		
	10		18431-G		
	12		18433-G		
	16		18435-G		
	20		18437-G		
	25		18439-G		
	32		18443-G		
	40		18447-G		
	50	18451-G			
	63	500V	18455-G	120,000	
	80	500V	18459-G		
	100	500V	18463-G		
125	400V	18465-G			



17447-G



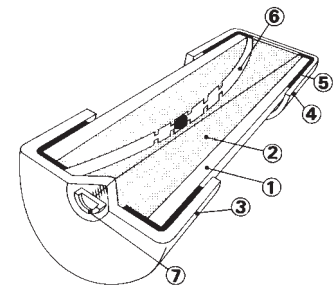
18447-G

Striker



Fuse Construction

- 1 Ceramic body
- 2 Sand
- 3 Indicator contact
- 4 Lower contact
- 5 Contact ring
- 6 Melting element
- 7 Indicator



Dimensions (mm)

Fuse Size	A	B	C	D	E
14 x 51	14.3	51	13.8	7.5	3.8
22 x 58	22.2	58	16.2	7.5	3.8

