

Main

Product or component type	Braking resistor
---------------------------	------------------

Complementary

Range compatibility	<p>Altivar Machine ATV320 Altivar Machine ATV340 Easy Altivar 310 Altivar Process ATV900 Easy Altivar 310L</p>
Product compatibility	<p>Variable speed drive ATV930 wall mount 5.5 kW 380...480 V light cycle Variable speed drive ATV930 wall mount 7.5 kW 380...480 V light cycle Variable speed drive ATV930 wall mount 1.5 kW 200...240 V light cycle Variable speed drive ATV930 wall mount 2.2 kW 200...240 V light cycle Variable speed drive ATV950 wall mount 5.5 kW 380...480 V light cycle Variable speed drive ATV950 wall mount 7.5 kW 380...480 V light cycle Variable speed drive ATV930 wall mount 1.5 kW 200...240 V medium cycle Variable speed drive ATV930 wall mount 2.2 kW 200...240 V medium cycle Variable speed drive ATV340 4 kW 380...480 V light cycle Variable speed drive ATV340 5.5 kW 380...480 V light cycle Variable speed drive ATV320 0.55 kW 200...240 V Variable speed drive ATV320 0.75 kW 200...240 V Variable speed drive ATV320 1.1 kW 200...240 V Variable speed drive ATV320 1.5 kW 200...240 V Variable speed drive ATV320 4 kW 380...480 V Variable speed drive ATV320 5.5 kW 380...480 V Variable speed drive ATV310 5.5 kW Variable speed drive ATV310 7.5 kW Variable speed drive ATV930 7.5 kW 500...690 V light cycle Variable speed drive ATV930 11 kW 500...690 V light cycle Variable speed drive ATV930 10 hp 600 V light cycle Variable speed drive ATV930 15 hp 600 V light cycle Variable speed drive ATV320 5.5 kW 525...600 V Variable speed drive ATV310L 0.75 kW Variable speed drive ATV310L 1.5 kW Variable speed drive ATV310L 2.2 kW Variable speed drive ATV310L 3.0 kW Variable speed drive ATV310L 4.0 kW Variable speed drive ATV310L 5.5 kW</p>
Braking cycle	<p>Light cycle (heavy duty) <0.8 s braking with 150 % braking torque for a 40 s cycle Light cycle (normal duty) <0.8 s braking with 120 % braking torque for a 40 s cycle Medium cycle (normal duty) <4 s braking with 135 % braking torque for a 40 s cycle Medium cycle (heavy duty) <4 s braking with 165 % braking torque for a 40 s cycle</p>

Disclaimer: This documentation is not intended as a substitute for and is not to be used for determining suitability or reliability of these products for specific user applications

Average power available	0.16 kW at 50 °C
Ohmic value	60 Ohm
Electrical connection	terminal, connection capacity: <= 10 mm ² / AWG 8 for drive
Protection type	Thermal protection via drive
Width	105 mm
Height	345 mm
Depth	100 mm
Net weight	1.8 kg

Environment

Ambient air temperature for operation	0...50 °C
Ambient air temperature for storage	-25...70 °C
IP degree of protection	IP20

Packing Units

Package 1 Weight	2.03 kg
Package 2 Weight	70 kg

Offer Sustainability

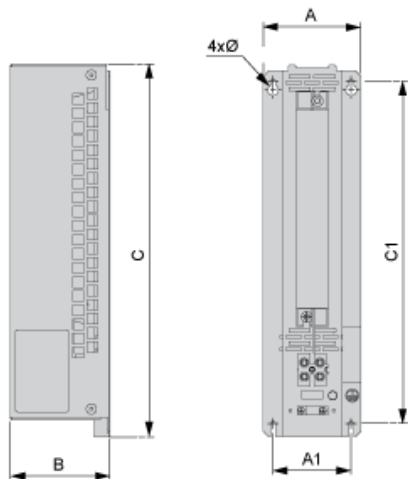
REACH Regulation	REACH Declaration
REACH free of SVHC	Yes
EU RoHS Directive	Pro-active compliance (Product out of EU RoHS legal scope) EU RoHS Declaration
Toxic heavy metal free	Yes
Mercury free	Yes
RoHS exemption information	Yes
China RoHS Regulation	China RoHS declaration

Contractual warranty

Warranty	18 months
----------	-----------

Dimensions

Right Side and Front View



Dimensions in mm

A	B	C	A1	C1	Ø
105	100	345	72	316	4.5

Dimensions in in.

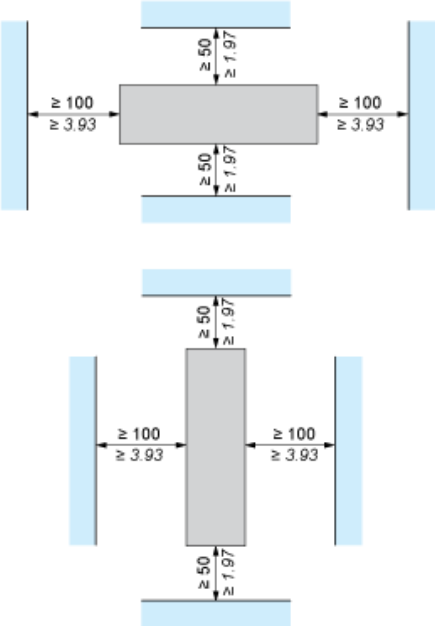
A	B	C	A1	C1	Ø
4.13	3.94	13.58	2.83	12.44	0.18

Mounting and Clearance



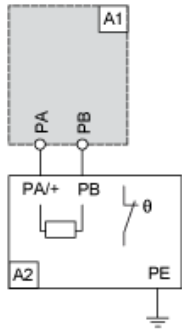
(1) Braking resistor

mm
in.



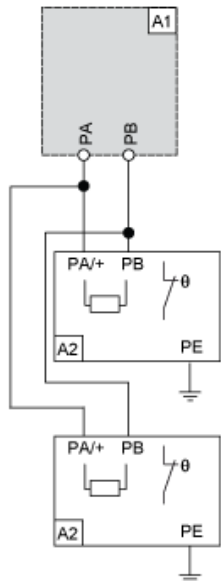
Recommended Schema

1 Braking Resistor



A1 : Drive or external braking unit
A2 : Braking resistor
PA, PB : Bus DC

2 Braking Resistors



A1 : Drive or external braking unit
A2 : Braking resistor
PA, PB : Bus DC